

ATMOR

INSTANT WATER HEATERS

COMPACT • HIGH PERFORMANCE • CONVENIENT
SAVES IN ELECTRICITY • PROVEN RELIABILITY



ISO 9002

Quality

BEAB / TUV / UL LISTED

Manufactured to comply with
N.Z. Electrical Standards

15 YEARS

OF PROVEN PRODUCTS IN
THE NEW ZEALAND MARKET

ADVANCED HIGH EFFICIENCY
COIL ELEMENT

For Higher Temperature Per Kilowatt

*Unlimited Hot Water
Exactly Where You Need It!*

**INFORMATION
GUIDE OVERLEAF**

Visit us at www.atmor.co.nz

ATMOR

BLUE WAVE 301



AVAILABLE

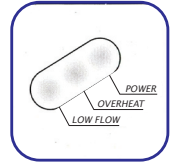
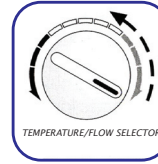
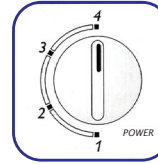
Code: INWHBW7 Blue Wave 7kW / 230v
Code: INWHBW8 Blue Wave 8kW / 230v
Code: INWHBW9 Blue Wave 9.5kW / 230v

ATMOR BLUE WAVE

Single outlet vented shower system.

The Blue Wave Heater is installed at point of use (Inside shower cubicle) and includes full shower accessories. With built-in water flow control (tap) and temperature heat setting dial, the **Blue Wave** is the smart choice for unlimited hot showers in your home, garage, sleep-out, holiday place or local club.

- Fully temperature Stabilised
- Overheat protection
- Neons combine to indicate lower pressure
- Temperature/flow selection with single turn valve
- fully adjustable handset holder & lazer shower head



INSTALLATION AREA	OUTLET/TAPWARE	WATER PRESSURE Open Vented System
IPX4 rating zone one area NZECP2 (inside shower cubicle, heater above head height).	Single outlet with shower accessories supplied.	Min 1 Bar (15 psi) Max 7 Bar (100 psi)
SAFETY FEATURES	FLOW RATE & TEMPERATURE @ ambient inlet temp. 12°C	ELECTRICAL
Auto thermal cut-off at 52°C to 55°C; final cut-off at 80°C ± 10% Pressure release valve (PRD)	4 l/min @ 40°C - 8kW 3 l/min @ 50°C - 8kW	230-240V AC 50HZ 6mm Cable/32 Amp Fuse - 7kW 6mm Cable/40 Amp Fuse - 8kW 10mm Cable/42 Amp Fuse - 9.5kW

ATMOR

INLINE



AVAILABLE

Code: INWHLNE5 5kW / 230v
Code: INWHLNE7 7kW / 230v
Code: INWHLNE8 8kW / 230v
Code: INWHLNE9 9.5kW / 230v

2 phase available

ATMOR IN-LINE

Closed pressure system.

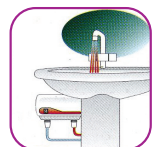
The Inline Heater is installed before the valve (tap) and can be below eye level and completely hidden. Heater features built in safety release valve and temperature heat setting. Accessories not supplied.

Standard low pressure tap-ware and shower accessories can be used. Heater can be connected to more than one point of use, making the **In-Line** a smart choice for ensuite, workplace, public service centres or wherever a hidden installation is required.

NOTE: Supplies hot water to one outlet at a time.

INSTALLATION AREA	OUTLET/TAPWARE Accessories not supplied.	WATER PRESSURE Closed Pressure System
Zone two area NZECP2 (Under sink or attached to wall).	Use pillar on central faucet taps & single shower stops or unilever with low pressure rose.	Stop valve to be installed at inlet. Min 1 Bar (15 psi) Max 7 Bar (100 psi)
SAFETY FEATURES	FLOW RATE & TEMPERATURE @ ambient inlet temp. 12°C	ELECTRICAL
Auto thermal cut-off at 52°C to 55°C; final cut-off at 80°C ± 10% Pressure release valve (PRD)	4.0 l/min @ 40°C - 8kW 3.0 l/min @ 50°C - 8kW Flow temperature can vary depending on outlet distance & tapware.	230-240V AC 50HZ 6mm Cable/32 Amp Fuse - 7kW 6mm Cable/40 Amp Fuse - 8kW 10mm Cable/42 Amp Fuse - 9.5kW

In-Line: Recommended flexihose on inlet & outlet between installed plumbing/copper piping 300mm.



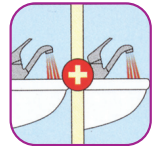
SINGLE SINK



HIDDEN
INSTALLATION



SHOWER + SINK



SINK + SINK

GENERAL SPECIFICATIONS: - APPLICABLE TO ALL MODELS

Pressure release / limiting valve	Not required on BLUE WAVE - Recommended on INLINE.
Temperature control	Temperature can easily be controlled by the flow of inlet cold water: - Low Flow/High temp, Units also feature adjustable heat settings.
Colour	High Quality Polar White finish.
Dimensions	UNIT ONLY, not including accessories: INLINE- Width 30cm, Height 18cm, Depth 9cm. BLUE WAVE- Width 23cm, Height 33cm, Depth 10cm.
Inlet / Outlet Connection	Standard 15mm - ALL MODELS.
Warranty	Heaters have a 12 months parts / or replacement warranty providing they have been installed correctly/by a qualified trades person (please refer to warranty card). This warranty does not effect your rights under the Consumers Guarantees Act.
Electrical	These products must have independent power supply from the switch board and must be earthed & have isolating switches. Pressure release valve (PRD)

ATMOR SALES AND MARKETING LTD.
P.O. 44, Beachlands, Auckland, NZ. 2147
Phone: +64-9-273 8255
Fax: +64-9-273 8256
Email: atmor@xtra.co.nz
Website: www.atmor.co.nz

FREEPHONE 0800 101 201

AVAILABLE FROM:

ATMOR WATER HEATERS - 15 YEARS IN NEW ZEALAND